




UTILITY TOOLS CATALOG



WHEREVER THE JOB TAKES YOU,
COUNT ON JAMESON™



since
1956

TREE CARE TOOLS

Fiberglass Poles - Standard Ferrule | Pole Pruners | Saw Blade | Pole Saw Heads | Fiberglass Poles - CompositLock™ Ferrule
Tree Trimming/Line Clearance Kits | Tree care Accessories | Line Throwing Supplies | Vine Puller | Hand Saws

3 - 33

OVERHEAD CABLE TOOLS

Corner Block/Brackets | Stringing Blocks | Measuring Poles | Aerial Sheaves

34 - 37

TOOL STORAGE & ORGANIZATION

Boom Mount Tool Holders | Canvas Tool Bags | Bucket Mount Tool Holders

38 - 42

CABLE REEL HANDLING

Reel Buck | Spool Mule

43 - 44

UNDERGROUND LOCATING

Soil Probe

45

LIGHTING

Portable Work Light | Equipment and Vehicle Lights

46 - 59



LEADER IN FIBERGLASS POLES

**THE ORIGINAL AND
STILL THE BEST**



THE ORIGINAL FIBERGLASS POLE INTRODUCED IN 1956

Jameson introduced the first fiberglass lay-up sticks in 1956 to meet the needs of telecommunication linemen.

The strength and durability of fiberglass proved indispensable when lifting leak detection equipment overhead and soon replaced wooden poles as the industry standard.

Today, Jameson poles are available in a variety of configurations with tools and accessories to serve telecommunication linemen, professional arborists and landscapers.

By consistently providing the highest quality fiberglass poles, Jameson remains the professional's choice for line clearance and tree care.

since
1956

TREE CARE TOOLS - ALUMINUM FERRULES

All Jameson poles are manufactured with a non-fiberglass surface veil to prevent fiber blooming



Universal Aluminum Ferrules & Adapters For Ultimate Versatility

Aircraft grade aluminum ferrules with exterior leaf spring locking button provide a secure connection when attaching multiple poles or tool heads

How To Choose The Right Pole For Your Job

1 Select pole model based on application (table below)

2 Select configuration based on application (next page)




Poles Models		
	JE SERIES	FG SERIES
Typical Application	Line Clearance & Aerial Construction	Professional Tree Care & Aerial Construction
Key Features	Foam Core Protects Against Moisture And Debris	Highest Strength. Industry Standard For Over 50 Years. Most Versatile.
Dielectric Testing	Individually Tested To 100 kV Per Foot For 5 Minutes	Batch Tested To 100 kV Per Foot For 5 Minutes
Wall Thickness	0.110"	0.125"
Color	High Visibility Safety Yellow	Jameson Yellow

PUTTING IT TOGETHER

Customize Poles & Accessories

- 1** Choose your tool head (pruner, pole saw or accessory)
- 2** Attach tool head to pole's female ferrule with adapter
- 3** For additional length, attach extension pole(s)

For highest performance and safety, Jameson recommends using a Base Pole when using one pole or starting with a Base Pole when working with multiple poles.

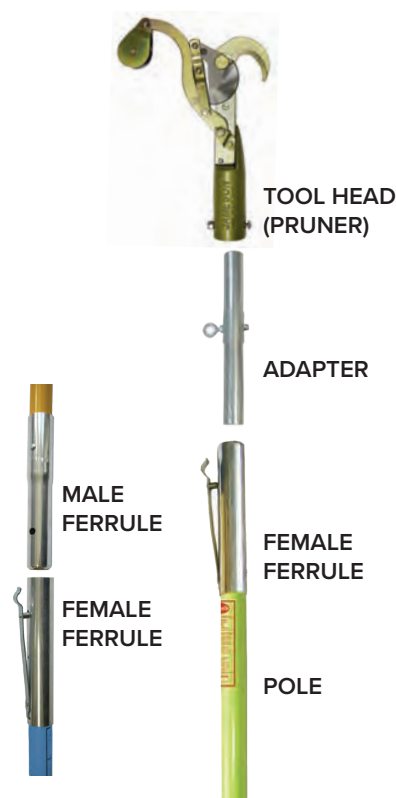


POLE CONFIGURATIONS

Base Pole - Jameson recommends starting with Base Pole

Extension Pole provides additional length, extending workable height.


Saw Head Pole is for use with Saw Blade.



ADAPTER & FERRULE SYSTEM

Makes it easy to change from pruner head to pole saw head or pole lengths of 4' to 12'. An exterior leaf spring locking button on ferrule offers a strong connection, whether attaching poles or tool heads.

This versatility saves time and money in the field.



SAW HEAD POLE SET UP

Use saw blade with Saw Head Pole or use Pole Saw Head (page 11) with Extension Pole.

Jameson recommends using Saw Head Poles with Base Poles

JE FOAM CORE POLES

Preferred For Aerial Construction & Line Clearance

Jameson's original foam core pole is the highest quality fiberglass pole available.

- Foam core prevents debris and moisture build up inside pole and adds extra hoop strength and rigidity
- Polymer protective surface veil prevents fiber blooming at surface due to abrasion or ultra-violet light
- High visibility safety yellow color
- Meets requirements of OSHA Subpart R 1910.269(j)(1)(i):

Individually tested to 100KV per foot for five minutes

Not A "Hot Stick" - Not For Use On Energized Lines

Pole Length	1'	4'	6'	8'	10'	12'
Base	JE-1F	JE-4F	JE-6F	JE-8F	JE-10F	JE-12F
Extension	N/A	JE-4	JE-6	JE-8	JE-10	JE-12
Saw Head	N/A	JE-4SFP	JE-6SFP	JE-8SFP	JE-10SFP	JE-12SFP
Pole Kit	N/A	JE-6/3	One 3' Extension Pole & Three 6' Extension Poles			
Pole Kit	N/A	JE-6/4	Four 6' Extension Poles			



.110" WALL THICKNESS

1.25" POLE DIAMETER

2.6 lbs.
(Based On 6' Extension Pole)

FG HOLLOW CORE POLES

Preferred For Tree Trimming and Aerial Construction

Jameson's strongest and most popular pole is lighter than the JE series, offering greater control and exceptional bending strength.

- Polymer protective surface veil prevents fiber blooming at surface due to abrasion or ultra-violet light

Batch tested to 100KV per foot for five minutes.

Not A "Hot Stick" - Not For Use On Energized Lines

Pole Length	1'	4'	6'	8'	10'	12'
Base	FG-1F	FG-4F	FG-6F	FG-8F	FG-10F	FG-12F
Extension	N/A	FG-4	FG-6	FG-8	FG-10	FG-12
Saw Head	N/A	FG-4SFP	FG-6SFP	FG-8SFP	FG-10SFP	FG-12SFP
Pole Kit	N/A	FG-6/3F	One 3' Extension Pole, One 6' Base Pole, Two 6' Extension Poles			



.125" WALL THICKNESS

1.25" POLE DIAMETER

2.4 lbs.
(Based On 6' Extension Pole)

JA SIDE-CUT PRUNERS

For Professional Arborists

This fixed pulley pruner was manufactured with forged steel components for strength, designed for the professional arborist. These heavy duty pruners have a 1-1/4 in. cut capacity with side cut action. The pulley feature reduces the pulling force needed to make the cut. The pruner also features an enhanced spring for smoother cutting action and a raised hook edge to reduce blade drag. Features a removable upper spring pin and blade bolt for easy blade replacement and sharpening.

- Forged steel components for added strength
- Enhanced spring for smoother cutting action
- Raised hook edge reduces blade drag



FIXED PULLEY PRUNER

Part Number	Description
JA-14	Fixed Pulley Pruner, 1.25" cutting capacity



SWIVEL PULLEY PRUNER

Part Number	Description
JA-14S	Swivel Pulley Pruner, Swivel versatility in pull direction and more leverage with less pressure on pulley arm. 1.25" cutting capacity



DOUBLE PULLEY PRUNER

Part Number	Description
JA-14DP	Double Pulley Pruner provides additional leverage and significant reduction in required pulling force. 1.25" cutting capacity. Adapter included.



Part Number	Description
PH-14-PKG	JA-14 Pruner, Adapter & Rope



Part Number	Description
P-14-A	JA-14 Pruner & Adapter



Part Number	Description
PH-14S-PKG	JA-14S Pruner, Adapter & Rope

TREE CARE TOOLS - ALUMINUM FERRULES



Part Number	Description
P-14-AS	JA-14S Pruner & Adapter



Part Number	Description
JA-14DP-PKG	JA-14DP Pruner, Adapter & Rope



Part Number	Description
PHA-14	Adapts JA-14, JA-14S or JA-34 Pruner To Pole



Part Number	Description
PR-20-BR-B	20' Poly Bumpy Rope w/wood Handle, BL
BR-500-B	5/16" - 500" Poly Bumpy Rope BL



Part Number	Description
PR-20-BR-RWB	20' Poly Bumpy Rope w/wood Handle, RWB
BR-500-RWB	5/16" - 500" Poly Bumpy Rope RWB



Part Number	Description
PR-20	Pruner Rope with Handle 5/16" X 20'



Part Number	Description
32-18	Leather Guard for JA Pruners



Part Number	Description
PRI-7.5	7.5" Insulator
PRI-12	12" Insulator
Pruner Rope Insulator attaches to rope to break electrical current if rope contacts energized lines above insulator. Fiberglass tested to 100KV per foot for 5 minutes.	

JA-34 BIG MOUTH SIDE-CUT PRUNERS For Professional Arborists

The Jameson Big Mouth Pruner has a 1.75" cutting capacity for larger limbs.

Like JA-14 Pruners, the Big Mouth Pruners feature a removable upper spring pin and blade bolt for easy blade replacement and sharpening.



Part Number	Description
JA-34	Fixed Pulley Big Mouth Pruner
1.75" cutting capacity pruner	

Part Number	Description
JA-34DP	Double Pulley Big Mouth Pruner
Big Mouth Pruner with double pulley for additional leverage and significant reduction in required pulling force. 1.75" cutting capacity. Adapter included.	

Part Number	Description
P-34-A	JA-34 Pruner & Adapter



Part Number	Description
PH-34-PKG	JA-34 Pruner, Adapter & Rope
PH-14-PKG-BR-RWB	JA-14 Fixed Pulley Pruner Kit with Premium Bumpy Rope, Red White Blue

Part Number	Description
JA-34DP-PKG	JA-34DP Pruner, Adapter & Rope
JA-34DP-PKG-BR-RWB	JA-34 Big Mouth Double Pulley Pruner Kit with Premium Bumpy Rope, Red White Blue

PH CENTER-CUT PRUNERS
The Standard with Telecommunication Companies

Jameson PH pruners have been the standard with telecommunication companies for 20+ years to trim foliage around aerial lines or drops. The steel pruners feature a chain pulley and center cut blade.



Part Number	Description
PH-11	Pruner with 1" Center Cut
"Bell B Pruner". Uses SB-1T or SB-2 Saw Blade	



Part Number	Description
P-11-A	PH-11 Pruner with Adapter
PH-11 Pruner with adapter to snap into pole's ferrule	



Part Number	Description
PHA-11	Adapter
Adapts PH-11 Pruner to Pole's Ferrule	



Part Number	Description
PH-11-PKG	Pruner Kit
PH-11 Pruner, Adapter, SB-1T Saw Blade, Rope, Canvas Scabbard	

SAW BLADES

For Pole Saws & Handsaws

Jameson's line of conventional 16" saw blades have long been an industry standard with telecommunication companies for line clearance.

Expanding our product line to meet the demands of professional arborists, Jameson introduced Barracuda™ Tri-Cut Saw Blades.

Hard-chrome plated with impulse hardened teeth, tri-cut blades provide a quicker, cleaner cut with less wear on the blade than traditional blades.



Part Number	Description
SB-13TE	13" Barracuda™ Tri-Cut Saw Blade



Part Number	Description
SB-16TE	16" Tri-Cut Saw Blade



Part Number	Description
SB-13TE-GUL	13" Barracuda™ Gullet Tri-Cut Blade
Gullets allow chips & debris to exit cut.	



Part Number	Description
SB-16TE-GUL	16" Barracuda™ Gullet Tri-Cut Blade
Gullets allow chips & debris to exit cut.	



Part Number	Description
SB-13TE-H	13" Barracuda™ Tri-Cut Saw Blade with Hook
Hook prevents slipping off or pulling out of cut; pulls small branches or vines.	



Part Number	Description
SB-16TE-W	16" Barracuda™ Tri-Cut Mammoth Blade
Wider, thicker blade is more rigid than typical 16" blades. Does not fit hand saw.	

TREE CARE TOOLS - ALUMINUM FERRULES



Part Number	Description
SB-16TE-DH**	16" Barracuda™ Tri-Cut Double Hook Blade
Sharpened upper hook prevents pulling out of cut and quickly removes suckers or vines. Sharpened lower hook scores bark below cut to prevent ripping damage to branch collar. Fits Jameson Pole Saw Heads. Does not fit hand saw handle.	



Part Number	Description
SB-1C	16" Single Edge Chrome Blade
Fits PS-3 Pole Saw Head & PH-11 Pruner	



Part Number	Description
SB-1T	13" Single Edge Teflon Coated Blade
Fits PH-11 Pruner	



Part Number	Description
SB-2	16" Single Edge Teflon Coated Blade
Fits PS-3 Pole Saw Head & PH-11 Pruner	



Part Number	Description
SB-5U	SB-2 Blade with SB-UC Universal Adapter
Fits UA-1 Adapter to snap into pole ferrule	



Part Number	Description
SB-UC	Saw Blade Universal Adapter
Attaches Saw Blade To UA-1 Adapter	



Part Number	Description
UA-1	Universal Tool Adapter
Snaps into pole's ferrule to attach saw blade directly to pole	



TRI-CUT SAW BLADE
WITH SB-UC & UA-1
ADAPTERS

***Items Are Provided In Clamshell-Ready Packaging*

POLE SAWS

Corrosion Resistant, Lightweight Aluminum

The Pole Saw Head snaps into Jameson pole ferrules and fits Jameson saw blades.

- Low profile design maneuvers easily in dense foliage.
- Convenient hook pulls loose limbs and branches free.

Not For Use On Or Near Live Wires



Part Number	Description
PS-3	Saw Head
Offset Blade Mount; Carriage Bolt Saw Head snaps into pole. Fits SB-2 Saw Blade	



Part Number	Description
PS-3FP	Saw Head
Center Blade Mount; Mounting Pin Mounting Pin for easy blade replacement without tools. Snaps into pole.	



Part Number	Description
PS-3FPK	13" Pole Saw Kit With Scabbard
PS-3FPS1 Kit & Leather Scabbard	



Part Number	Description
PS-3FPS1	13" Tri-Cut Pole Saw Kit
PS-3FP Saw Head & SB-13TE 13" Saw Blade	



Part Number	Description
PS-3FPS2	16" Tri-Cut Pole Saw Kit
PS-3FP Saw Head & SB-16TE 16" Saw Blade	



Part Number	Description
PS-2K	Pole Saw Kit & Scabbard
PS-3SB Kit & Leather Scabbard	



Part Number	Description
PS-3SB	16" Pole Saw Kit
PS-3 Saw Head & SB-2 Saw Blade	



Part Number	Description
PS-3FPK-16DH-B	16" Double Hook Pole Saw Kit
PS-3FPK-16DH Kit & Rubber Belting Scabbard	

TREE CARE TOOLS - ALUMINUM FERRULES



Part Number	Description
PS-3FPK-16DH-L	16" Double Hook Pole Saw Kit
PS-3FPK-16DH Kit & Leather Scabbard	



Part Number	Description
PS-3FPK-16DH	Double Hook Pole Saw Kit
PS-3FP Saw Head & SB-16TE-DH Double Hook Saw Blade	



Part Number	Description
SBB-3DH	Rubber Belting Scabbard for Double Hook Blade



Part Number	Description
SBL-3DH	Leather Scabbard for Double Hook Blade for 16" Blade



Part Number	Description
SBL-2	Leather Scabbard for 13" & 16" Blades



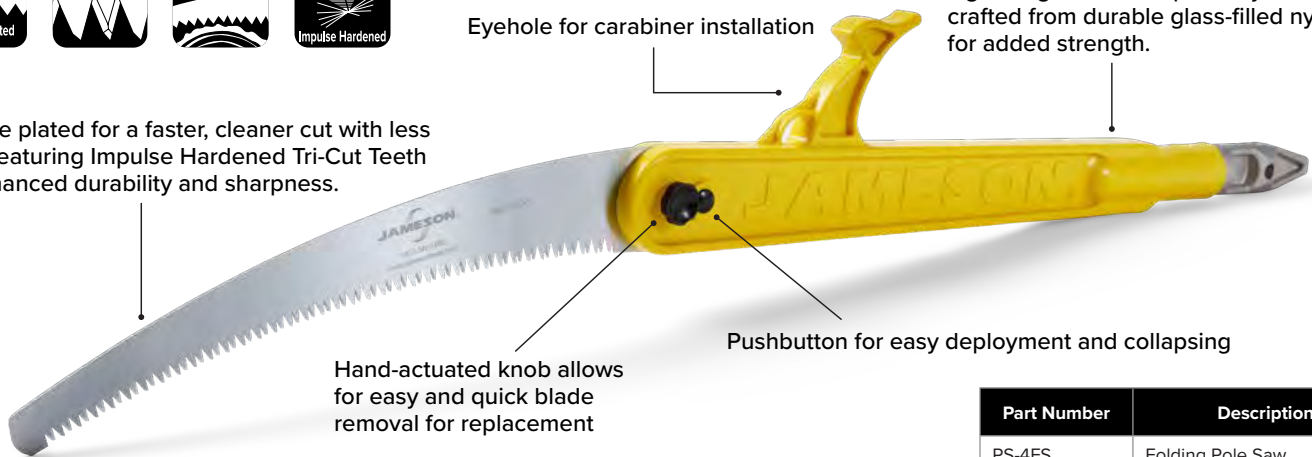
Part Number	Description
SBC-2	Canvas Scabbard for 13" & 16" Blades



Chrome plated for a faster, cleaner cut with less wear, featuring Impulse Hardened Tri-Cut Teeth for enhanced durability and sharpness.

Eyehole for carabiner installation

Lightweight and exceptionally strong, crafted from durable glass-filled nylon for added strength.



Hand-actuated knob allows for easy and quick blade removal for replacement

Pushbutton for easy deployment and collapsing

Part Number	Description
PS-4FS	Folding Pole Saw
PATENT PENDING	



TREE CARE TOOLS

**COMPOSITLOCK™
FIBERGLASS POLES**



COMPOSITLOCK™ Poles maintain insulating properties across pole sections for line-clearance tree work PLUS offer more secure pole connection for telecommunication, line clearance, arborist and landscape professionals.

INCREASED SAFETY WHEN WORKING AROUND ENERGIZED LINES

Responding in part to the TCIA EHAP® Program and NRECA Commitment to Zero Contacts initiative, Jameson's CompositLock™ Fiberglass Poles seek to reduce the potential for conductivity.

STRONG, SECURE CONNECTIONS BETWEEN POLE SECTIONS

Over-sized thread profile provides strong, secure connections, eliminating loose fit or "slop" required with traditional aluminum ferrules. The result is less binding, easy cleaning, and improved rigidity the entire working length of the pole.

SMOOTH FERRULE PROFILE

Sunken rivets and threaded attachment result in a smooth profile that moves easily in foliage without snagging

Not A "Hot Stick" - Not For Use On Energized Lines

JEC FOAM CORE COMPOSITLOCK™ POLE Preferred for Aerial Construction & Line Clearance

The highest quality fiberglass pole available.

- Foam core prevents debris and moisture build up inside pole and adds extra hoop strength and rigidity
- Polymer protective surface veil prevents fiber blooming at surface due to abrasion or ultra-violet light
- High visibility safety yellow color
- Meets requirements of OSHA Standard 1910.269(j)(1)(i):
Individually tested to 100KV per foot for five minutes

Pole Length	4'	6'	8'	10'	12'
Base	JEC-4F	JEC-6F	JEC-8F	JEC-10F	JEC-12F
Extension	JEC-4	JEC-6	JEC-8	JEC-10	JEC-12
Saw Head	JEC-4SFP	JEC-6SFP	JEC-8SFP	JEC-10SFP	JEC-12SFP

FGC HOLLOW CORE COMPOSITLOCK™ POLE Preferred for Tree Trimming & Aerial Construction

Our strongest and most popular pole is lighter than foam core poles, offering greater control and exceptional bend strength. Batch tested per ASTM F711.**

- Polymer protective surface veil prevents fiber blooming at surface due to abrasion or ultra-violet light
- **Batch tested to 100KV per foot for five minutes.**

Pole Length	4'	6'	8'	10'	12'
Base	FGC-4F	FGC-6F	FGC-8F	FGC-10F	FGC-12F
Extension	FGC-4	FGC-6	FGC-8	FGC-10	FGC-12
Saw Head	FGC-4SFP	FGC-6SFP	FGC-8SFP	FGC-10SFP	FGC-12SFP



BASE POLE

Rubber end cap and male ferrule to attach poles or tools. Provides solid foundation. Jameson recommends starting with Base Pole.



EXTENSION POLE

Male and female ferrules to attach additional poles or tools. Provides additional length (workable height).



SAW HEAD POLE

Female ferrule and permanently mounted saw head for attaching saw blade.

TREE CARE TOOLS - COMPOSITLOCK™ POLE HEAD TOOLS



Part Number	Description
PHC-14-PKG	1.25" Side-Cut Single Fixed Pulley Pruner & Rope
Heavy duty pruner with enhanced spring for smooth cutting action.	



Part Number	Description
JAC-14DP-PKG	1.25" Side Cut Double Pulley Pruner & Rope



Part Number	Description
JAC-34DP-PKG	1.75" Side-Cut Double Pulley Pruner & Rope
Double pulley for additional leverage & less pulling force.	



Part Number	Description
PHC-34-PKG	1.75" Side Cut Single Pulley Pruner & Rope



Part Number	Description
PHC-11-PKG	1" Center Cut Pruner Rope & Saw Blade
Chain pulley pruner. Accommodates SB-2 saw blade for pruner and pole saw capabilities.	



Part Number	Description
PHC-12-PKG	1.5" Center Cut Pruner & Rope
Chain pulley pruner. DOES NOT accept saw blade.	



Part Number	Description
PSC-3FP	Pole Saw Head
Center blade mount. Mounting pin for easy blade replacement. Fits SB-1C & Tri-Cut Blades.	



Part Number	Description
PSC-3FPS1	Saw Head & 13" Tri-Cut Blade
PSC-3FPS2	Saw Head & 16" Tri-Cut Blade



Part Number	Description
PSC-3SB	Pole Saw Kit
Saw Head & 16" SB-2 Blade	



Part Number	Description
PSC-3FPK-16DH	Pole Saw Kit
Saw Head & Double Hook Blade	



Part Number	Description
PSC-3FPK-16DH-B	Pole Saw Kit
Saw Head, Double Hook Blade Rubber Belting Scabbard	



Part Number	Description
WRC-1	Limb Raiser
Pull or lift branches.	



Part Number	Description
CL-ADAPTER	Composite Lock Adapter
Easily converts upper end of CompositeLock pole to aluminum female ferrule. 1.75" x 16.5"	



TREE TRIMMING KITS

**COMBINATIONS OF
POLES AND TOOLS**

A variety of combinations make it easy to find the best fit for your tree trimming job.

Adapters allow user to switch from pruner head or pole saw quickly and easily without tools, using the same pole.

Kits are available with pole adapters or permanently mounted (fixed) tool heads.



JE SERIES - ALUMINIUM FERRULES



Part Number	JE-6F	JE-6	PH-14-PKG	JA-34DP	PH-11
Kit Description	6' JE Base Pole	6' JE Extension Pole	JA-14 Pruner with Pole Adapter and Pruner Rope	Double Pulley Big Mouth Pruner with Adapter and Pruner Rope	PH-11 Pruner, Adapter & Rope
JE-11K*	✓	✓ x2			✓
JE-14K*	✓	✓ x2	✓		
JE-6PKG-2	✓	✓	✓		
JE-6PKG-7	✓	✓		✓	
JE-6PKG-8*	✓	✓ x2		✓	

*Comes with two 6' JE Extension Poles

- Preferred for Aerial Construction and Line Clearance Fiberglass Pole Kits
- High visibility safety yellow color



PS-3FPS2	PS-3FPS1	SB-1T	HS-13TE-O	WR-1	SBC-2
Pole Saw Head, 16" Tri-Cut Blade (SB-16TE)	Pole Saw Head, 13" Tri-Cut Blade (SB-13TE)	Single-Edge Teflon Coated Blade, 16 in.	13" Tri-Cut Hand Saw	Limb & Wire Raiser	Canvas Scabbard
		✓			✓
	✓		✓	✓	
✓					
✓			✓	✓	

TREE CARE TOOLS - LINE CLEARANCE KITS

JE SERIES - ALUMINIUM FERRULES



Part Number	JE-6	JE-6F	JA-14	PH-34-PKG	PS-3FP
Kit Description	6' JE Extension Pole	6' JE Base Pole	JA-14 Purner with Pruner Rope	JA-34 Purner with Pruner Rope	Saw Head Casting with Quick-Change Adapter
JE-18LCKIT-14	✓ x2	✓	✓		✓
JE-18LCKIT-34DP	✓ x2	✓		✓	✓

JE SERIES - COMPOSITLOCK™



Part Number	JEC-6F	JEC-6	PHC-14-PKG	JAC-34DP-PKG	PSC-3FPS2
Kit Description	6' JEC Base Pole	6' JEC Extension Pole	1.25" Side-Cut Single Fixed Pulley Pruner & Rope	1.75" Side-Cut Double Pulley Pruner & Rope	Saw Head & 16" Tri-Cut Blade
JEC-18LCKIT-14	✓	✓ x2	✓		✓
JEC-18LCKIT-34DP	✓	✓ x2	✓	✓	✓

TREE CARE TOOLS - LINE CLEARANCE KITS



SB-16TE	SBL-2	PRI-7.5	B-6P
Pole Saw Head, 16" Tri-Cut Blade	Leather Scabbard for 13" & 16" Blades	7.5" Fiberglass Rope Insulator	Pole & Pruner Storage Bag
✓	✓	✓	✓
✓	✓	✓	✓



PRI-7.5	SBL-2	B-6P
7.5" Fiberglass Rope Insulator	Leather Scabbard for 13" & 16" Blades	Pole & Pruner Storage Bag
✓	✓	✓
✓	✓	✓

TREE CARE TOOLS - TREE TRIMMING KITS

FG SERIES - ALUMINIUM FERRULES



Part Number	FG-6F	FG-6	FG-3	JA-14	JA-14DP-PKG	JA-34DP
Kit Description	6' FG Base Pole	6' FG Extension Pole	3' FG Extension Pole	JA-14 Pruner with Pruner Rope	JA-14DP Pruner, Adapter Rope	Double Pulley Big Mouth Pruner with Adapter and Pruner Rope
FG-6PKG-1	✓	✓		✓		
FG-6PKG-2	✓	✓		✓		
FG-6PKG-3	✓	✓			✓	
FG-6PKG-7	✓	✓				✓
FG-11K	✓	✓ x2				
FG-12K	✓	✓ x2				
FG-14K*	✓	✓ x2		✓		
FG-6-3W	✓	✓ x2	✓			

FG SERIES - COMPOSITLOCK™



Part Number	FGC-6F	FGC-6	PHC-14-PKG	JAC-34DP-PKG	PSC-3FPS2
Kit Description	6' FGC Base Pole	6' FGC Extension Pole	1.25" Side-Cut Single Fixed Pulley Pruner & Rope	1.75" Side-Cut Double Pulley Pruner & Rope	Saw Head & 16" Tri-Cut Blade
FGC-6PKG-1	✓	✓	✓		✓
FGC-6PKG-7	✓	✓		✓	✓



PH-11	PS-3FPS1	PS-3FPS2	SB-1T	HS-13TE-O	WR-1	SBC-2
PH-11 Pruner, Adapter & Rope	Pole Saw Head, 13" Tri-Cut Blade (SB-13TE)	Pole Saw Head, 16" Tri-Cut Blade (SB-16TE)	Single-Edge Teflon Coated Blade, 16 in.	13" Tri-Cut Hand Saw	Limb & Wire Raiser	Canvas Scabbard
	✓					
	✓			✓	✓	
		✓				
✓			✓			✓
					✓	



Part Number	Description
RS-TC-1	Rope Sniper (rope sold separately)



The Jameson Rope Sniper is the ultimate arborist tool, ensuring precision and efficiency in placing ropes over high limbs or poles. Compatible with Jameson standard ferrules, it effortlessly attaches to any Jameson pole. This versatile accessory guarantees efficiency on the first try, saving valuable time with laser-sharp precision in high-risk areas. Crafted for rock-solid reliability, it works seamlessly with various 1" diameter ropes, becoming the all-in-one solution for climbing, rigging, decorating, and more.

BS-1



BS-1RP

BIG SHOT™ LINE LAUNCHER The Standard with Telecommunication Companies

Launches throw bag and line over tree limbs, delivering line up to 150'.

For safety and effectiveness, we recommend using with two 4' Jameson poles or one 4' and one 6' pole, always starting with a Base Pole. Not for use with

Telescoping Poles.

Part Number	Description
BS-1	Big Shot Head (No Poles)
BS-1RP	Big Shot Replacement Pouch & Tubing



Part Number	Description
FG-BS-KIT1	Big Shot Kit with Poles
Big Shot Head, 4' FG Base Pole & 4' FG Extension Pole	



Part Number	Description
FG-BS-KIT2	Big Shot Kit with Poles, Throw Line and Throw Bags
Big Shot Head, 4' FG Base Pole & 4' FG Extension Pole, Throw Line (Dyneema® 1.75 mm x 180 ft., Orange), and Throw Bags (10-oz. and 12-oz.)	





Part Number	Description	Color	Strength
TL-DY-175180	Dyneema® 1.75 mm x 180 ft.	Orange	450 lbs.
TL-DY-1751000	Dyneema® 1.75 mm x 1000 ft.	Orange	450 lbs.
TL-DY-175180	Dyneema® 2.2 mm x 180 ft.	Orange	650 lbs.
TL-DY-221000	Dyneema® 2.2 mm x 1000 ft.	Orange	650 lbs.



Part Number	Description	Color	Strength
TL-PD-25180	Poly/Dyneema® 2.5 mm x 180 ft.	Green/White	450 lbs.
TL-PD-251000	Poly/Dyneema® 2.5 mm x 1000 ft.	Green/White	450 lbs.



Part Number	Description	Color	Strength
TL-PE-18200	Polyethylene 1/8 in x 200 ft.	Orange/Yellow	250 lbs.
TL-PE-181000	Polyethylene 1/8 in x 1000 ft.	Orange/Yellow	250 lbs.



Part Number	Description	Color	Strength
TL-PE-532200	Polyethylene 5/32 in x 200 ft.	Red/Yellow	650 lbs.
TL-PE-5321000	Polyethylene 5/32 in x 1000 ft.	Red/Yellow	650 lbs.

Throw Line Provided In Display-Ready Packaging



Part Number	Description	Color
TB-16	16-oz. Throw Bag	Orange/ Black
TB-14	14-oz. Throw Bag	Green/Black
TB-12	12-oz. Throw Bag	Yellow/Black
TB-10	10-oz. Throw Bag	Red/Black



TREE CARE TOOLS - ACCESSORIES



Part Number	Description
B-6P	Heavy Duty Pole Bag
Water-resistant REPet/PVC pole bag safeguards fiberglass or wooden poles, preserving dryness, cleanliness, and dielectric integrity; with four compartments, secure closure, and fold ability for transport.	



B-8V	8' Pole Storage Bag
Heavy duty vinyl bag carries poles and protects them during transport or storage. Features four 6' pole pockets, outside pruner head pocket and carrying straps.	



Part Number	Description
PPA-1	Pike Pole Adapter
Adapter snaps into female ferrule of Jameson extension or base pole. Allows you to convert the FG or JE Pole into a tool for plumbing up and testing utility poles.	



Part Number	Description
IHA-2	Inductive Clamp Adapter
Adapter snaps into female ferrule of Jameson extension or base pole for use with inductive clamp. 1/4"-20 male stud	



Part Number	Description
TPA-1	ACME Universal Thread Adapter
TPA-1-R*	ACME Universal Thread Adapter - Retail



Part Number	Description
WIPE-KIT12	Fiberglass Tool Cleaner Wipes (12pcs)
WIPE-KIT144	Fiberglass Tool Cleaner Wipes (144pcs)



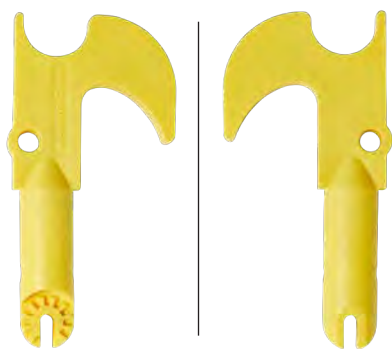
Part Number	Description
REC-REPAIR	Base End Cap Repair Kit



*Items Ending In "-R" Are Provided In Display-Ready Packaging



Part Number	Description
WR-1	Limb & Wire Raiser
WR-1-R*	Limb & Wire Raiser - Retail



Part Number	Description
VP-1	Saber Tooth Nylon Composite Limb Raiser



Part Number	Description
VP-2	Raptor Claw Nylon Vine Puller No Cleat (SlideOn Ferrule)



Part Number	Description
VP-3	Raptor Claw Nylon Vine Puller No Cleat (Hot Stick)



Part Number	Description
VP-4	Raptor Claw & Nylon Vine Puller w/ Lifting Cleat (SlideOn Ferrule)



Part Number	Description
VP-5	Raptor Claw & Nylon Vine Puller w/ Lifting Cleat (Hot Stick)



Part Number	Description
VP-6	Ram's Horn Nylon Twin Prong Vine Puller and Lifter (SlideOn Ferrule)



Part Number	Description
VP-7	Ram's Horn Nylon Twin Prong Vine Puller and Lifter (Hot Stick)



Tri-Cut Edge for Quick, Clean Cut

Featuring Barracuda™ impulse hardened tri-cut teeth, Jameson hand saws provide an efficient and clean cut. Available with wooden or ergonomic handle with index finger stop for safety and opening for lanyard line. Handles feature two bolts for easy blade replacement.



Part Number	Description
HSPS-13TE-O	13" Pole 2 Hand Saw



Part Number	Description
HSPS-16TE-O	16" Pole 2 Hand Saw



Part Number	Description
HS-16TE-O	16" Tri-Cut Hand Saw



Part Number	Description
HS-16TE-OS	16" Hand Saw with Leather Scabbard



Part Number	Description
HS-16TE-OB	16" Hand Saw with Rubber Belting Scabbard



Part Number	Description
HS-13SB	13" Rubber Belting Scabbard



Part Number	Description
HS-16SB	16" Rubber Belting Scabbard



Part Number	Description
HS-13SL	13" Leather Scabbard

TREE CARE TOOLS - HAND SAWS



Part Number	Description
HS-16SL	16" Leather Scabbard



Part Number	Description
HS-13TE-HO	13" Tri-Cut Hook Blade Hand Saw
Hook prevents slipping off or pulling out of cut; pull small branches or vines.	



Part Number	Description
HS-13TE-WH	13" Tri-Cut Hand Saw Wood Handle



Part Number	Description
HS-16TE-WH	16" Tri-Cut Hand Saw Wood Handle



Part Number	Description
HS-13TE-GUL-O	13" Tri-Cut Gullet Edge Hand Saw
Gullets allow chips and debris to exit cut.	



Part Number	Description
HS-16TE-GUL-O	16" Tri-Cut Gullet Edge Hand Saw
Gullets allow chips and debris to exit cut.	



Part Number	Description
HS-H-O	Handle Only
HS-WHS	Wood Handle Only



Part Number	Description
HS-13TE-LPS	13" Hand Saw With Hard Plastic Scabbard



Part Number	Description
LS-36-2	Leg Straps (2) For Scabbard. Black Nylon With Velcro Closure, 1.5" x 36"

TREE CARE TOOLS - HAND SAWS



Part Number	Description
HS-11TE-SO	11" Tri-Cut Straight Blade Hand Saw Ergonomic Grip Handle



Part Number	Description
HS-11TE-SW	11" Tri-Cut Straight Blade Hand Saw Wood Handle



Part Number	Description
HS-11TE-SOL	Ergonomic Grip 11" Hand Saw With Leather Scabbard



Part Number	Description
HS-11TE-SWL	Wood Handle 11" Hand Saw With Leather Scabbard



Part Number	Description
HS-11TE-SOB	Ergonomic Grip 11" Hand Saw With Belting Scabbard



Part Number	Description
HS-11TE-SWB	Wood Handle 11" Hand Saw With Belting Scabbard



Part Number	Description
HS-11SL	Leather Scabbard



Part Number	Description
HS-11SB	Rubber Belting Scabbard



Part Number	Description
SB-11TE-S	11" Straight Tri-Cut Blade
Fits Jameson Hand Saw Handle	



Part Number	Description
SB-8TE-FPKG	8" Folding Saw with Nylon Sheath



Part Number	Description
SB-8TE-F	Folding Saw Only



Part Number	Description
SB-8TE-FS	Sheath Only for Folding Saw



Part Number	Description
HL-BP200	Hand Lopper



CABLE PLACEMENT

MAKING CABLE INSTALLATION EASIER

Jameson developed cable placement tools for fiber optic and coaxial cable installation and maintenance with the guidance from professional linemen. Working from the ground or in the air, our tools make cable construction easier and safer.


CORNER BLOCKS

Corner blocks evenly distribute pressure on coax or fiber cable when pulling around corners. Steel side plates with straight base act as a strut for increased strength. 60 degree model offers more versatility than standard 45 degree blocks. Steel side plates can be replaced in the field. 17" bend radius. Maximum cable diameter 1" Nylon axle bushings provide easier swivel and longer axle life. Adjustable keeper arm holds cable in place as it is pulled through block. Aluminum rollers reduce friction, preventing potential heat build up and damage to synthetic rollers.

POLE MOUNT BRACKETS

Designed to save vertical space on crowded joint occupied poles, brackets are ideal for mounting corner blocks. Nylon strap and ratchet make brackets easy to use and bracket is contoured to fit pole for maximum stability. Ratchet strap will not damage existing cables and weighs less than chain straps. Can be adjusted to work from right or left hand side for convenient operation.





CORNER BLOCKS

Single Row

Part Number	Description
80-591	90 Degree, Single Nylon Rollers
80-161	60 Degree, Single Nylon Rollers
80-591A	90 Degree, Single Aluminum Rollers
80-161-A	90 Degree, Single Aluminum Rollers

Dual Row

80-592	90 Degree, Dual Nylon Rollers
80-162	60 Degree, Dual Nylon Rollers

Quad Row

80-594	90 Degree, Dual Nylon Rollers
80-164	60 Degree, Dual Nylon Rollers

3" Rubber Roller

80-691	Corner Block with 3" Rubber Rollers; Maximum cable diameter 1.5"
--------	---

70-101



70-102



70-104



POLE MOUNT BRACKETS

Designed to save vertical space on crowded joint occupied poles, brackets are ideal for mounting corner blocks. Nylon strap and ratchet make brackets easy to use and bracket is contoured to fit pole for maximum stability. Ratchet strap will not damage existing cables and weighs less than chain straps. Can be adjusted to work from right or left hand side for convenient operation.

Single Row

Part Number	Description
70-101	Use With Single Row Corner Block
70-102	Use With Dual Row Corner Block
70-104	Use With Quad Row Corner Block



EASY RIDER™

Jameson overlash blocks are economical and lightweight, yet the high strength steel frame maintains cable alignment.

Easily snaps over a strand and cable package up to 2.25" diameter. This provides convenient stacking when pushed by lasher.

Features a high, rounded bonnet to prevent block kicking under lasher. Stacks evenly. Non-binding roller axle allows rollers to "ride easily" and rotate smoothly.

Maximum cable diameter .75"

Part Number	Description
90-400A	Easy Rider™ with Aluminum Roller
90-400A-R	
90-400	Easy Rider® with Nylon Roller
90-400-R	
90-413	Easy Rider™ - XL Stringing Block with Nylon Roller
90-421	Easy Rider™ - DBL String Block with two Nylon Rollers



VERSA™ BLOCKS

Versa™ Blocks offer the versatility of stringing cable at midspan on new and existing overlash construction.

Offers easy cable placement from aerial buckets or the ground when used with Jameson lay-up sticks and wire raising tool.

Low profile frame reduces cable damage as it passes through block and wide keeper arm accommodates large cable bundles when used as overlash block.

Part Number	Description
90-100	Easy Rider™ with Aluminum Roller. For up to 1.5" cables
90-100A	Versa™ Block with Aluminum Roller. For up to 2.5" diameter cable or bundles and winch lines.



TELESCOPING MEASURING POLES

Fiberglass poles offer fast, accurate one-person measuring of height clearances and horizontal distances.

All measuring poles include carry bag and removable aluminum hook accessory. Ideal for overhead telecommunication lines, railroad, CATV, bridges and structures.

All measuring poles include carrying bag and removable hook

NOTE: Poles are not certified as hot sticks and should not be used in the performance of live line work.

Part Number	Retracted Length	Description
TP-125M	52"	25' Round Telescoping Measuring Pole, 5-Lb, English & Metric
TP-136M	59"	36' Round Telescoping Measuring Pole, 7-Lb, English & Metric
TP-125N	58"	25' Oval Telescoping Measuring Pole, 5-Lb, English Measure Only. Oval for easy grip.
TP-25HK		Aluminum Replacement Hook for Measuring Pole



*Items Ending In "-R" Are Provided In Display-Ready Packaging

AERIAL BUDDY® FIBER OPTIC SHEAVE

Protects ADSS & Other Jacketed Fiber During Installation



SHV-24

SHV-8

- Cable and Pull Tape Stay On Wheel
- Levels Itself, Strapping Optional
- Lightweight

24" Model Weighs 40% Less Than Lightest Aluminum Model

Specifications	
24" Aerial Sheave	
Weight	14 lbs. (6.35 kgs)
Maximum Load Rate	1,600 lbs.

24" Aerial Sheave Parts	
Part Number	Description
S24-FLR	Full Leg Replacement with Hardware
324-CC	Cable Capture Kit (Locking Nut, Cable Capture, Spring, Guide Rod)
324-LL	Lower Leg and Latch Arm
324-WR	Wheel Assembly (Wheel, Axle, Bearings, Screws, Washers)

Part Number	Description
SHV-24-KIT	24" Fiber Install Sheave With SHV-HK Slip Hook. For Set Up, Take Down, Turns
SHV-24	24" Fiber Install Sheave. For Set Up, Take Down, Turns
SHV-8-KIT	8" Fiber Install Sheave With SHV-HK Slip Hook. For Straight Pulls
SHV-8	8" Fiber Install Sheave. For Straight Pulls
SHV-HK	Slip Hook Accessory. <i>Sold Separately</i>
SHV-SS	Safety Shackle Accessory. <i>Sold Separately</i>

- Spring loaded cable guard (patented) eliminates delays caused by cable and pull tape derailing. 2" Opening allows pulling grips to pass through easily.
- Lightweight, reinforced polymer weighs significantly less than aluminum and steel models. Reduces installation fatigue, one-man set up.
- Easy latching mechanism for single-handed operation.
- High strength, impact resistant unit is more durable than aluminum.
- Chemical, UV, corrosion resistant construction for longer life.
- Electrically insulated* for safety.
- Lift hoist swivels 360° and rotates 180° for unrestricted mounting and maneuverability.

* 100 KV/Ft Dielectric Withstand Stainless Steel Fasteners

Specifications	
8" Aerial Sheave	
Weight	8 lbs. (3.63 kgs)
Maximum Load Rate	1,600 lbs.

8" Aerial Sheave Parts	
Part Number	Description
S08-FLR	Full Leg Replacement with Hardware
S08-CC	Cable Capture Kit (Locking Nut, Cable Capture, Spring, Guide Rod)
S08-LL	Lower Leg and Latch Arm
S08-WR	Wheel Assembly (Wheel, Axle, Bearings, Screws, Washers)
8" and 24" Aerial Sheave Parts	
SHV-HRR	Hoist Ring Kit
SHV-LR	Latch Kit
SHV-ULA	Upper Leg Assembly Kit



SHV-HK



SHV-SS



TOOL STORAGE

**BUCKET & BOOM
TOOL HOLDERS
CANVAS TOOL BAGS**

Jameson heavy duty bucket mount tool holders offer safe, convenient storage for bucket truck tools. Water repellent and UV resistant, holders withstand extreme weather conditions.

Adjustable clamp bracket allows tool holder to fit any size bucket, with or without liner, and mounts inside or outside bucket.

SAFE, CONVENIENT STORAGE WHEREVER THE JOB TAKES YOU





Part Number	Description
24-01	Polymer Hook with standard end, fits up to 2" bucket lips
24-01-R	Polymer Hook with standard end, fits up to 2" bucket lips Retail



Part Number	Description
24-11	Polymer Hook with standard end, fits up to 3" bucket lips
24-11-R	Polymer Hook with standard end, fits up to 3" bucket lips Retail



Part Number	Description
24-50	Polymer Hook with tapered end, fits up to 3" bucket lips
24-50-R	Polymer Hook with tapered end, fits up to 3" bucket lips Retail



Part Number	Description
24-40	Canvas Tool Bag
15 Inside Pockets, 2 Grommets For Hooks 15" X 7" X 10"	



Part Number	Description
24-40S	Bag & Two S Hooks
15 Inside Pockets, 2 Grommets For Hooks 15" X 7" X 10"	



Part Number	Description
24-41	Canvas Tool Bag
15 Outside Pockets, Rope with Swivel Hook, Reinforced Hard Plastic Base, 2 Grommets for S Hooks 15" X 7" X 10"	



Part Number	Description
24-41S	Bag & Two S Hooks
15 Outside Pockets, Rope with Swivel Hook, Reinforced Hard Plastic Base, 2 Grommets for S Hooks 15" X 7" X 10"	



Part Number	Description
24-42	Canvas Tool Bag
13 Outside Pockets, Web Handles, 2 Grommets for S Hooks 15" X 7" x 10"	



Part Number	Description
24-42S	Bag & Two S Hooks
13 Outside Pockets, Web Handles, 2 Grommets for S Hooks 15" X 7" x 10"	

TOOL STORAGE & ORGANIZATION




Part Number	Description
24-19	Chainsaw Scabbard With Handsaw Holder
Handsaw holders on both sides for left-hand/right-hand convenience. Constructed of durable HDPE to protect against blade wear and extreme weather. Supports Z133-2017: 5.2.13 Compliance	



Part Number	Description
24-14L	Chainsaw Scabbard With Removable Liner
Fits standard and hydraulic pistol grip chainsaws. Features a replaceable liner that protects scabbard from chainsaw heat and blade. Adjustable clamp bracket.	
24-14LIN	Replacement Liner for 24-14L



Part Number	Description
24-14A	Chainsaw Scabbard
Fits standard and hydraulic pistol grip chainsaws. Adjustable clamp bracket	



Part Number	Description
24-18L	Fiberglass Chainsaw Scabbard With Removable Liner
Features high gloss gel coat finish to prevent fiberglass blooms and splinters. Fits standard and hydraulic pistol grip chainsaws. Adjustable clamp bracket.	
24-18LIN	Replacement Liner for 24-18L

Part Number	Description
24-23	Long Reach Chainsaw Holder
Holds round and oval handled long reach chainsaws and gas powered pole pruners (standard and telescoping) for squirt boom trucks. Fixed mount. 18" x 13"	



Part Number	Description
24-12A	Impact Tool Holder
One-piece construction with adjustable clamp bracket. Accommodates most wrenches & drills.	



Part Number	Description
24-12AH	Impact Tool Holder With Scabbard
Expanded opening accommodates the most common wrenches and drills. Features two spare drill bit holders and adjustable clamp bracket.	



Part Number	Description
24-25	Tool Tray
Leather tool pouches and drop-in loops. Fixed bucket mount. 22.5" x 18"	



Part Number	Description
24-17	Tool Tray
Removable dividers and fixed bucket mounts. 23" x 14" x 8"	



Part Number	Description
24-15D	Double Pocket Tool Holder
Inner pocket: 6.25" x 2.25" x 17" Outer pocket: 5.25" x 12.5" x 15" • Thick neck/back for rigidity & strength • Tapered pocket edges for increased strength • Long back or a variety of tools • Drain holes • Ribbed inside pocket base for increased strength when tools are dropped in pockets	



Part Number	Description
24-02	Circular Saw Holder
Includes strap, ratchet & handle unit 12" x 9"	
24-02B	Replacement Saw Box with Strap & Ratchet



Part Number	Description
24-04	Hydraulic Pruner Holder
Includes strap, ratchet & handle unit 12" X 13"	
24-04B	Replacement Pruner Box with Strap & Ratchet

TOOL STORAGE & ORGANIZATION



Part Number	Description
24-03B	Long Reach Chainsaw Holder
Fits most long reach chain saws. Includes straps, ratchets and handle unit. 32" X 5"	
	Fits Fairmont Style Chainsaw



Part Number	Description
24-03GUARD	Boom Guard
Mount on boom in front of tool holder to protect boom when inserting tool into holder. Includes straps, ratchets & handle unit. 32" X 5"	



Part Number	Description
24-14A	Chainsaw Scabbard
Fits standard and hydraulic pistol grip chainsaws. Adjustable clamp bracket	



Handle Unit Included With All Boom Mount Tool Holders

Ratchet strap fastens handle holder securely into a fixed position on boom. Rubberized coating prevents tool handle from sliding out of upper holder box. Fits round & square booms.

Part Number	Description
24-04R	Replacement Handle Unit Handle, Strap & Ratchet
24-08R	Handle Holder Only
24-09R	Strap With Ratchet

PORTABLE REEL BUCK

The all-new Jameson® Portable Reel Buck is a quick and easy way to set up strand and cable reels up to 54" diameter. The reel buck is designed to be easily moved about the job site using the handles on the frame and the spool as a wheel. The durable steel tube frame has a weight capacity of 850 lbs. and can withstand the toughest job sites. The reel buck is collapsible for quick load and unloading and is adjustable for different reel widths and heights.

- Load Capacity: 850 lbs.
- Accommodates Reel widths up to 54" inch diameter
- Designed to work with Arbor Spindle up to 2"
- Heavy-duty adjustable steel frame
- Easy setup and breakdown for transportation

Can ship "small pack" via UPS, FedEx or DHL



Part Number	Description
RB-54	Portable Reel Buck

SPOOL DIAMETER CAPACITY

Max Ø 54" (137 cm)

Max Ø 46" (116 cm)

Max Ø 34" (86 cm)



CABLE REEL HANDLING

The all-new Jameson Spool Mule, provides a new standard in cable organization. This innovative tool boasts a collapsible design, making transportation a breeze, and its robust steel construction ensures durability and strength. The included axle eliminates the need for extra tools or scavenging for scrap conduit, while built-in wheels make maneuvering spools around the job site effortless. The 27" axle enables the simultaneous use of multiple spools, and it accommodates spools with a maximum diameter of 36", perfect for larger cable spools, saving you money and reducing prep work. This versatile tool is compatible with various cables, including power, flat drop fiber, coax, Cat-6, and more, and its rubber feet and wheels won't harm indoor surfaces during rework jobs.

- Load Capacity: 100 lbs.
- 27" axle accommodates multiple spools simultaneously
- Heavy-duty steel frame
- Easy setup and breakdown for transportation

Part Number	Description
RB-36	Spool Mule
PATENT PENDING	



Scan QR Code
to learn more



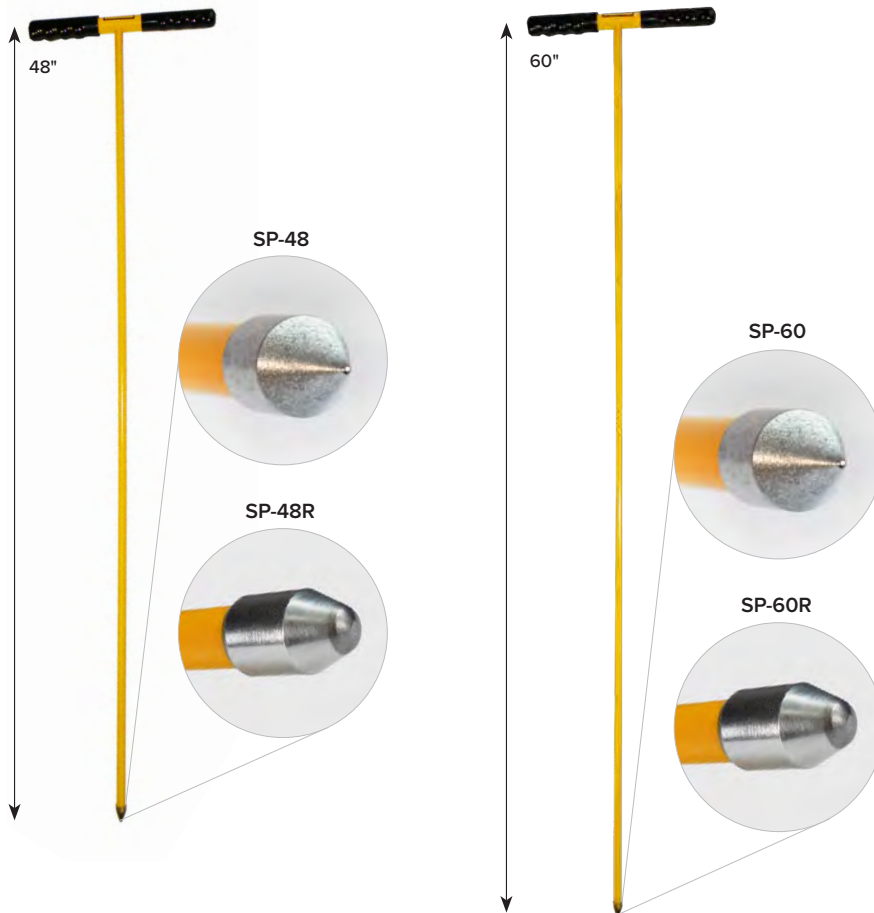
SHIPPING BOX DIMENSIONS




Soil Probe Locates Underground Utility Boxes, Buried Conduit And Tree Roots

- Solid 1/2" fiberglass rod for increased strength and flexibility
- Double coated PVC grips with finger grooves provide cushioned grip
- Reinforced steel tip to penetrate ground
- Wider, more ergonomic T-handle allows for increased leverage
- The rounded tip is recommended for use on more sensitive applications where there could be risk of damage with the standard pointed tip
- 60" Soil Probe designed for applications that require extended depth or longer reach

Part Number	Description
SP-48	48" T-Bar Soil Probe
SP-48R	48" T-Bar Soil Probe (rounded tip)
SP-60	60" T-Bar Soil Probe
SP-60R	60" T-Bar Soil Probe (rounded tip)





LIGHTING SOLUTIONS TO MEET THE DIVERSE APPLICATION NEEDS



For over 25 years, Jameson continues to provide an extensive lighting solution to meet the diverse application needs of our customers. As a trusted and reliable source, we provide quality lighting products and a customer-friendly resource in the design and execution for lighting applications.

We strive to provide the best in high quality LED work lights that are flicker-free, and doesn't interfere with tone test equipment. This technology provides intense light in small spaces for electrical and telecommunication rooms, manholes, garages, and other application needs.

In early 2000 our team of engineers revolutionized expeditionary lighting by creating stringable shelter lights that are lightweight, energy efficient, portable and offer easy set up. Our lights are actively used for a wide variety of missions in all branches of the US Military and are an integral part of various shelter programs.

Our LED equipment lights are designed to withstand extreme environmental conditions and operational applications found in mining and construction.

REMOTE CONTROL TRUCK WORKLIGHT

WITH BUILT-IN RECHARGEABLE LI-ION BATTERY

Features

- Built-in rechargeable Li-ion battery
- Base magnet for temporary mounting
- Removable base for permanent (bolt-on) mounting
- Remote controlled LED lamp with tilt/rotate movement
- 4800 Lumens, Up to 3 hour battery life
- Built-in handle for easy carrying
- 110-VAC (home outlet) connector, for battery charging
- 12VDC (vehicle cigarette outlet) connector, for battery charging and regular use
- Belt pouch for wireless remote control
- 23A (qty 2) batteries for remote control




Wireless remote range is 170' (50m)



Application

Utility Truck • Emergency • Marine • Outdoor Recreation


Part Number	Description
31-RCSL1	Remote Control Truck Worklight



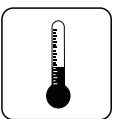
8" x 9" x 10"



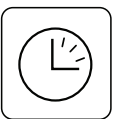
7 lbs.



4800 lumen



-15°F to 115°F



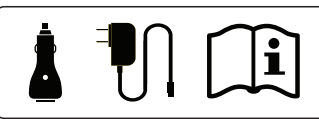
3 H (light only)



11.1V/10,00mAh Li-ion



IP65



Learn more



STUBBY® FLUORESCENT WORK LIGHTS

Compact, High Intensity Lighting For Small Work Spaces

Durability and Performance in Twin Lamp Design

- Twin tube compact fluorescent lamp
- Flexible hanging hook for mounting convenience
- Shock-absorbing handle and end cap combined with shatter-proof tube shield for rugged durability
- IP44 splash proof enclosure
- Damp Location rated
- Service grade rubber cord for ultimate durability and oil resistance
- Remains flexible in cold temps

Electronic Ballast Technology

- Eliminates cumbersome starter canisters
- Reduces heat output
- Flicker free lighting
- Does not interfere with tone test equipment
- Rapid start



STUBBY® 110 VOLT FLUORESCENT LIGHTS

Part Number	Rated Lamp Power	Cord Length	Weight (Lbs)
31-1325E	13 Watts	25 ft.	2.7
31-1350E	13 Watts	50 ft.	4.5
31-2425E	24 Watts	25 ft.	3.6
31-2450E	24 Watts	50 ft.	5.3
31-3625E	36 Watts	25 ft.	4.0
31-3650E	36 Watts	50 ft.	5.8
31-5025E	50 Watts	25 ft.	4.2
31-5050E	50 Watts	50 ft.	5.9

Available with 25 ft. or 50 ft. Power Cord. NEMA 1-15 plug



Two large, flexible hanging hooks on 24, 36 and 50 watt lights. One hanging hook on 13 watt light.



STUBBY® LED WORK LIGHTS

Long-Life LED Lighting In A Compact Design

- LED technology for longer life and reduced power consumption
- Compact design for small workspaces
- Flexible hanging hook for convenience
- Shock-absorbing handle and end cap combined with shatterproof tube shield for rugged durability

STUBBY® 120-240 VAC LED LIGHTS

Part Number	Rated Lamp Power	Cord Length	Weight (Lbs)
31-825-LED	10 Watts	25 ft.	5.0
31-825-LED-R*	10 Watts	25 ft.	5.5
31-850-LED	10 Watts	50 ft.	6.0

Available with 25 ft. or 50 ft. Power Cord

* Items Ending In "R" Are Provided In Display-Ready Packaging

STUBBY® 8 WATT LED 12 VDC (5-14 VDC Range)

Ideal for emergency applications when power is not available; equipment rooms or basements where water is a concern; utility and supervisor vehicles. 10 ft. coil cord and plug adapter.

- Operates off battery pack or direct 12 Volt power source

Part Number	Rated Lamp Power	Cord Length	Weight (Lbs)
31-12VDC-LED	12 Volt (Light Only)	10 ft.	6.9



13 Watts - 15"

HANDI-LIGHT® FLUORESCENT WORK LIGHTS Bright, Durable Workspace Lighting

Convenient Lighting in Single Lamp Design

- Single fluorescent lamp
- Two flexible hanging hooks for convenience
- Shock-absorbing handle and end cap combined with shatter-proof tube shield for rugged durability
- IP44 splash proof enclosure and damp location rated
- Service grade rubber cord for ultimate durability and oil resistance. Remains flexible in cold temperatures.
- 110 Volt

Electronic Ballast Technology

- Eliminates cumbersome starter canisters
- Reduces heat output
- Flicker free lighting
- Does not interfere with tone test equipment
- Rapid start



15 Watts - 26"

30 Watts - 44"

40 Watts - 56"

HANDI-LIGHT® 110 VOLT FLUORESCENT LIGHT

Part Number	Rated Lamp Power	Cord Length	Weight (Lbs)
30-1525E	15 Watts	25 ft.	3.3
30-1550E	15 Watts	50 ft.	5.1
30-3025E	30 Watts	25 ft.	4.1
30-3050E	30 Watts	50 ft.	6.0
30-4025E	40 Watts	25 ft.	6.6
30-4050E	40 Watts	50 ft.	8.7
Available with 25 ft. or 50 ft. Power Cord			

HANDI-LIGHT® LED WORK LIGHTS

Long-Life LED Lighting

Portable Work Light with LED Durability

- LED technology for longer life and reduced power consumption
- Two flexible hanging hooks for convenience
- Shock-absorbing handle and end cap combined with shatterproof tube shield for rugged durability
- High color rendering index makes identifying wire colors easier

LED Lamp Specifications

- Raw lumens: 1136 lumens
- Color temp: 5000K
- RoHS compliant
- Lamp rated life: 50,000 hours (L70)
- No glass
- Mercury free
- 100% recyclable
- Equivalent light output of 17 Watts, T8 fluorescent
- Suitable for damp locations
- CRI of 85



Part Number	Rated Lamp Power	Cord Length	Weight (Lbs)
30-925E-LED	9 Watts	25 ft.	3.3
30-925E-LED-R*	9 Watts	25 ft.	3.5
30-950E-LED	9 Watts	50 ft.	4.8

Light Specifications

- Voltage input 120 to 277 VAC
- Amp draw .08A at 120 VAC

ACCESSORIES FOR STUBBY® & HANDI-LIGHT®



Part Number	Description
29-01	12 Volt DC Inverter
Operates light off vehicle's 12 Volt DC power source 75 - 100 Wattage Rating	



Part Number	Description
23-15	29 in. Vinyl Carry Bag
23-30	46 in. Vinyl Carry Bag
23-40	50 in. Vinyl Carry Bag
Protects and transports light Available in three lengths	

* Items Ending In "-R" Are Provided In Display-Ready Packaging

LED RECHARGEABLE CLAMP LIGHT Versatile Clamping/Free-Standing Design

900 lumen portable USB rechargeable work light. Carry it, clamp it, place it anywhere. Ultra-bright wide-angle LED output is perfect for workshop, job site, garage, home, and outdoor recreation use.

- High-performance LED provides 900 lumen wide-angle output
- Lightweight, integrated Li-Ion battery and USB charging provides ultimate portability
- Dual-brightness settings provide up to 7-hour long-lasting run-time
- Versatile clamp-light or free-standing work light design
- Non-marring pads clamp to wood framing, pipes, doors, and more.
- Two-axis rotating head swivels for perfect aiming
- Indoor/Outdoor use, rated IP54 rainproof/dustproof
- Durable impact-resistant design, folds flat for compact storage

Part Number	Description
31-W900-BY	900 lm LED wide-angle clamp light with USB Li-Ion rechargeable battery




Specifications	
Maximum Power	9 Watts
Light Source	LED
Maximum Lumen Output	900
CRI	80
CCT	6500 K
Beam Angle	Wide
Charging Input	5V USB
Run Time	2 hours at 100% (High Mode) 7 hours at 30% (Low Mode)
Charging Time	4.5 hours
Charging Cable	3.0 ft. USB to Micro USB
Housing Material	PC, ABS, PP
Battery type	3.7 V / 4400 mAh
Operating/Charging Temp	-10°C - 40°C (14°F - 104°F)
Dimensions: L x W x D	7.4 x 3.8 x 10.4 in. 189 x 96 x 264 mm
Weight	1.9 lbs (0.85Kg)
Electrical Class	Class III
Ingress Protection	IP54 (dustproof, rainproof)
Impact Rating	IK07


H/VAC-R



TELECOMMUNICATION



NETWORK



ELECTRICAL




LED RECHARGEABLE HEADLAMP

Rechargeable LED headlamp is versatile and extremely durable. The 31-HDLP Headlamp has 3 different light modes: Flood Light, Spot Light, and Up-Close Light. It is made of impact-resistant materials, which are dust and water resistant, and strong enough for the toughest conditions. The motion-activated sensor allows you to turn the headlamp on and off with a wave of your hand. The Jameson headlamp is perfect for indoor and outdoor work sites, and emergency situations.


- Lumen Output: 250 / 150 / 120
- 3 Modes: Flood, Spot and Up-Close
- Runtime: Up to 3 hours
- IP65 Dust & Water Resistant Rated
- IK07 Impact Resistant
- Glow-in-the-Dark Reflector illuminates after use for easy locating
- LED Blinks to warn user battery is dying
- Detachable: Can be used as a small hand light or stationary light utilizing magnet
- Comes with 4 hard hat mounting clips



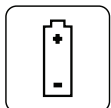
Part Number	Description
31-HDLP	Rechargeable LED Headlamp




Spot: 150 lumen
Flood: 250 lumen
Bottom: 120 lumen



Spot: High power LED
Flood: COB LED
Bottom: COB LED




3.8V/1600 mAh
Li-poly



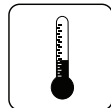
Spot: 2.5h
Flood: 2.5h
Bottom: 3h



Charge Time
2-3h



3.25" x 2.25" x 1.75"



32°F to 110° F



Impact
Resistance



IP65



0.3 lbs.

MOTION ACTIVE SENSOR




GLOW IN THE DARK LOCATOR



DETACHABLE



MULTI-MODES





LED EQUIPMENT AND VEHICLE LIGHTS

TOUGH LIGHTING FOR TOUGH JOBS

Jameson offers a diverse line of lights to meet the unique applications of our customers.

XD EXTREME DUTY LED LIGHTS

Features a rugged design with our highest-shock handling capabilities for extreme environments mining, military, marine or tracked equipment. XD lights carry a five (5) year warranty.

HDI HEAVY DUTY ILLUMINATION LED LIGHTS

Make it easier and safer to work at night with the brightness and durability customers require for utility, agriculture, construction, forestry and off-road applications. HDI lights carry a three (3) year warranty.

JLITE LED LIGHTS

Offers versatile lighting for a variety of applications, including light construction vehicles, utility trucks, forklifts, ATV's, golf carts, boats and more. JLite comes with a one (1) year warranty.

XD EXTREME DUTY LED EQUIPMENT LIGHTS

Rugged Design With Our Highest-Shock Handling Capabilities

Our XD LED Equipment Lights offer the intensity, durability and power needed for heavy equipment in environments with extreme temperatures or high shock and vibration applications.

The XD is preferred for mining, marine or tracked equipment applications.

- 50G HALT testing ensures superior performance under extreme shock and vibration
- Double-bolt XD-Lock™ mounting system isolates housing from mounting bracket for high-frequency vibration dampening
- Housings are machined billet aluminum for optimal thermal transfer, maximizing LED life and efficacy
- Type II anodized aluminum housing for corrosion protection (Mil-A-8625)
- Corrosion resistant stainless steel mounting bracket
- IP69K – Withstands high-temperature/high-pressure water jets
- Advanced thermal management extends LED life at high temperatures and increases effective lumens at low temperatures.
- Zero warm-up for instant-on, flicker-free lighting
- Borosilicate glass lens resists scratches and repels dust
- Energy efficient - Low power consumption provides more lumens per watt compared to HID's
- Reverse polarity protection
- Extreme high and low temperature performance
- Extended Five (5) Year Warranty



Part Number	XD9	XD16	XD32	XD80
Specifications				
Effective Lumens @ 25°C	3000	5900	11800	24800
Number of LEDs	9	16	32	80
Beam Patterns	Spot, Medium, Vertical Elliptical, Horizontal Elliptical, Wide, Trapezoid		Spot, Medium, Wide, Vertical Elliptical, Trapezoid	Spot, Medium, Wide, Horizontal Elliptical, Trapezoid
Shock/Vibration	50G RMS @ 10-10,000 Hz at -40°C (-40°F)			
Ingress Protection	IP69K			
Power	45 Watts	85 Watts	170 Watts	270 Watts
Current	3.8 A @ 12 VDC 1.9 A @ 24 VDC	7.1 A @ 12 VDC 3.5 A @ 24 VDC	14.1 A @ 12 VDC 7.0 A @ 24 VDC	22.5 A @ 12 VDC 11.3 A @ 24 VDC 2.4 A @ 120 VAC
Input Voltage	10-32 VDC			18-32 VDC or 90-277 VAC
Operating Temp	-75°C - 90°C (-103°F - 194°F)			-75°C - 90°C (-103°F - 194°F) DC Version -40°C - 70°C (-40°F - 158°F) AC Version
Color Temp (CCT)	5000K Natural White			
Weight	2.0 lbs (0.9 kg)	3.1 lbs (1.4 kg)	5.3 lbs (2.4 kg)	16.4 lbs (7.4 kg) DC Version 19.5 lbs (8.8 kg) AC Version
Dimensions	5.0 x 4.5 x 3.6 in.	5.6 x 5.2 x 3.9 in.	9.0 x 4.9 x 3.9 in.	19.5 x 6.3 x 6.3 in.
LED Life (L70)	50,000 Hours			
Termination	Chassis Mounted Deutsch	Chassis Mounted Deutsch Chassis Mounted Amphenol	Chassis Mounted Deutsch	Wire Leads

XD EXTREME DUTY LED EQUIPMENT LIGHTS

XD Series Ordering Guide - Use Table To Determine Part Number

EXAMPLE PART NUMBER: XD9D04510NGDS

XD9 with deutsch connector, 45 watts, 10 volts, natural white LEDs, borosilicate glass lens, double trunnion, spot beam pattern
(see page 23 for additional information on beam patterns)

XD9	D		045	10		N		G		D		S	
Series	Termination		Power (Watts)	Input Voltage		LED Color		Lens		Mount Style		Beam Pattern	
XD9	D	Deutsch Connector	45	10	10-32VDC	N	Natural White	G	Borosilicate Glass	D	Double Trunnion	S	Spot
												M	Medium
												V	Vertical Elliptical
				18	18-32VDC							H	Horizontal Elliptical
												W	Wide
												T	Trapezoid



XD9

XD16	D		085	10		N		G		D		S	
I	I		I	I		I		I		I		I	
Series	Termination		Power (Watts)	Input Voltage		LED Color		Lens		Mount Style		Beam Pattern	
XD16	D	Deutsch Connector	85	10	10-32VDC	N	Natural White	G	Borosilicate Glass	D	Double Trunion	S	Spot
				M	Medium								
				V	Vertical Elliptical								
	M	Amphenol Connector		H	Horizontal Elliptical								
				W	Wide								
				T	Trapezoid								



XD16

XD32	D		170	10		N		G		D		S	
Series	Termination		Power (Watts)	Input Voltage		LED Color		Lens		Mount Style		Beam Pattern	
XD32	D	Deutsch Connector	170	10	10-32VDC	N	Natural White	G	Borosilicate Glass	D	Double Trunnion	S	Spot
												M	Medium
												V	Vertical Elliptical
				18	18-32VDC							W	Wide
												T	Trapezoid



XD32

XD80	C		270	18		N		G		D		S	
Series	Termination		Power (Watts)	Input Voltage		LED Color		Lens		Mount Style		Beam Pattern	
XD80	C	Cable Leads	270	18	18-32VDC	N	Natural White	G	Borosilicate Glass	D	Double Trunnion	S	Spot
												M	Medium
												H	Horizontal Elliptical
				AC	90-277VAC							W	Wide
												T	Trapezoid



XD80

NOTE:

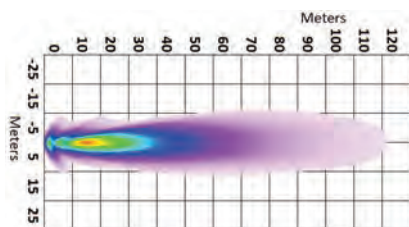
- ALL Deutsch connector versions include mating half Deutsch connector with lead wires.
- XD16 with Amphenol connector does not include mating connector half.

XD EXTREME DUTY LED EQUIPMENT LIGHTS

Beam Patterns



Spot
11°

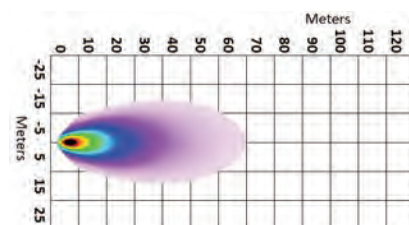


Spot

Focused for far field viewing; needed for spot-lighting and high-speed driving. Use on haul trucks and other swift-moving vehicles. Effective for high beam headlight applications.



Medium
26°

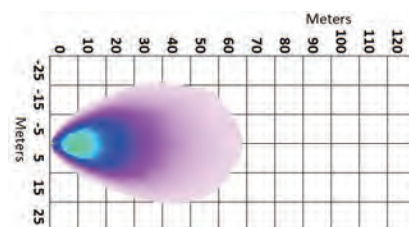


Medium

Intermediate distance and area spread for applications requiring more coverage than Spot, but higher illumination than Wide. Can be used on dozers and wheel loaders.



Horizontal Elliptical
36° X 23°

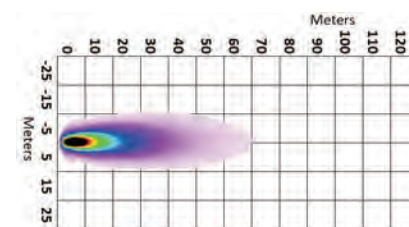


Horizontal Elliptical

Sharp horizontal cutoff for driving and operating applications requiring greater distance, minimized light pollution and wide-angle illumination. Use on haul trucks and other vehicles to limit distracting oncoming traffic. Effective for low-beam headlight applications.



Vertical Elliptical
23° X 36°

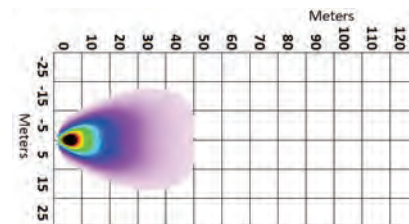


Vertical Elliptical

Sharp vertical cutoff for applications requiring large vertical coverage with limited horizontal light pollution and distraction. Illuminates tall surfaces without wasting light horizontally. Use on loaders to illuminate raised buckets while not distracting haul truck drivers.



Wide
46°

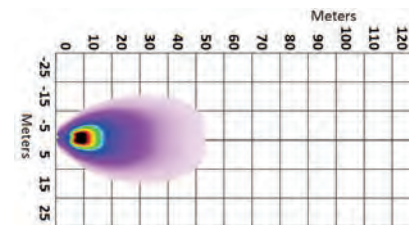


Wide Beam

Wide area flood pattern for illuminating large areas. Use on tracked and other slower-moving equipment. Great for general illumination around equipment perimeters, rear and decking.



Trapezoid
25° X 10°



Trapezoid

For applications requiring automotive style headlight distribution to reduce glare from oncoming drivers while offering wide area lighting below horizon. Use on haul trucks and other vehicles commonly used in two-way traffic.

HDI HEAVY DUTY ILLUMINATION LED EQUIPMENT LIGHTS

Making It Brighter, Easier And Safer To Work At Night

HDI LED equipment lights offer the brightness and durability required for the toughest jobs in utility, agriculture, construction, forestry, military and off-road applications.

- Energy-efficient, long-life LEDs (rated 50,000 hours)
- IP68 / IP69K – dust-tight / water-tight, plus withstands high-temperature/high-pressure water jets
- High shock and vibration resistance
- Reverse-voltage protection prevents damage to circuitry
- Rugged die-cast aluminum housing with black e-coat
- Wide operating temperature range
- Automotive optical grade, hard-coated polycarbonate lens
- Versatile hybrid (spot-wide) beam pattern
- Three (3) year warranty



Part Number	HDI-1810-HY	HDI-1812-P-HY	HDI-136-HY-H	HDI-1800-HY	HDI-1812-3000-HY	HDI-1813-HY
-------------	-------------	---------------	--------------	-------------	------------------	-------------

Specifications						
Effective Lumens	1260	1380	1400	2500	3000	5000
Number of LEDs	6	6	6	10	6	22
Beam Pattern	Hybrid (Spot/Wide Beam)					
EMC Rated	EN 13309: 2010			EN 13309: 2010		
Shock/Vibration	5G RMS @ 10-500 Hz			5G RMS @ 10-500 Hz		
Ingress Protection	IP68 and IP69K		IP67	IP68 and IP69K		
Power	14 Watts	14 Watts	12 Watts	22 Watts	33 Watts	50 Watts
Current	1.2 A @ 12 VDC 0.6 A @ 24 VDC	1.2 A @ 12 VDC 0.18 A @ 76 VDC	1.0 A @ 12 VDC 0.5 A @ 24 VDC	1.8 A @ 12 VDC 0.9 A @ 24 VDC	2.75 A @ 12 VDC 1.38 A @ 24 VDC	4.2 A @ 12 VDC 2.2 A @ 24 VDC
Voltage	12-24 VDC	12-30 VDC	12-24 VDC	12-24 VDC	12-24 VDC	12-24 VDC
Operating Temp	-40°C - 60°C (-40°F - 140°F)					
Color Temp (CCT)	5700K Day White					
Weight	1.3 lbs (0.6 kg)	1.6 lbs (0.7 kg)	0.7 lbs (0.3 kg)	2.2 lbs (1.0 kg)	1.6 lbs (0.7 kg)	5.7 lbs (2.6 kg)
Dimensions	3.5 x 3.5 x 2.8 in.	3.9 x 3.9 x 2.5 in.	4.8 x 4.8 x 1.3 in.	4.6 x 4.6 x 2.6 in.	3.9 x 3.9 x 2.5 in.	6.0 x 5.5 x 3.0 in.
Mounting Hardware	Stainless Steel C-Bracket	Stainless Steel U-Bracket	Stainless Steel U-Bracket	Stainless Steel C-Bracket	Stainless Steel U-Bracket	Stainless Steel U-Bracket
Attachment Points	2			4		
Termination	6 in. Wire Leads	Deutsch Connector	6 in. Wire Leads	6 in. Wire Leads	Deutsch Connector	Deutsch Connector

JLITE LED EQUIPMENT LIGHTS

Versatile Lighting For A Variety Of Applications

Durable housings, sealed construction and easy-mount brackets make Jameson JLite ideal for a wide variety of general-purpose lighting applications: Construction vehicles, utility trucks, forklifts, ATV's, golf carts, boats and more!

- IP65 – Protected against dust, dirt and low-pressure water jets
- Durable powder-coated die-cast aluminum housing
- Corrosion resistant stainless steel mounting bracket
- Impact resistant polycarbonate lens
- Various beam patterns
- 30,000 hours rated life
- CE and RoHS certifications
- One (1) year warranty



Part Number	JL33C5W	JL11800-FL	JL16C28W	JL13C48W	JL13C65W	JL9C90S	JL9C90W
-------------	---------	------------	----------	----------	----------	---------	---------

Specifications							
Effective Lumens	500	1800	2520	2700	5460	6750	
Number of LEDs	33	8	16	13	13	9	
Beam Patterns	Wide	Flood	Wide	Wide	Wide	Spot	Wide
Ingress Protection	IP65						
Power	5 Watts	18 Watts	28 Watts	30 Watts	65 Watts	90 Watts	
Current	0.4 A @ 12 VDC 0.2 A @ 24 VDC	1.4 A @ 12 VDC 0.7 A @ 24 VDC	2.3 A @ 12 VDC 1.2 A @ 24 VDC	2.5 A @ 12 VDC 1.3 A @ 24 VDC	5.4 A @ 12 VDC 2.7 A @ 24 VDC	6.3 A @ 12 VDC 3.2 A @ 24 VDC	
Voltage	10-30 VDC	12-24 VDC	10-30 VDC				
Operating Temp	-20°C - 50°C (-4°F - 122°F)						
Color Temp (CCT)	6000K Cool White						
Weight	0.2 lbs (0.1 kg)	1.4 lbs (0.6 kg)	0.7 lbs (0.3 kg)	1.1 lbs (0.5 kg)	2.7 lbs (1.2 kg)	6.4 lbs (2.9 kg)	
Dimensions	3.7 x 3.0 x .91 in.	5.6 x 4.0 x 2.3 in.	5.5 x 4.3 x 1.9 in.	5.7 x 4.9 x 2.8 in.	6.5 x 5.6 x 3.7 in.	6.3 x 5.3 x 4.7 in.	
Termination	6 in. Wire Lead with Deutsch Connector (Mating Connector Included)						

WIRING HARNESSES SOLD SEPARATELY

Part Number	Description
JLWH-DT1	14 ft. Wiring Harness With On/Off Switch & One Deutsch Connector, Battery Ring Terminals
JLWH-DT2	14 ft. Wiring Harness With On/Off Switch & Two Deutsch Connectors, Battery Ring Terminals
JLWH-DT1-CIG	12 ft. Wiring Harness, One Deutsch Connector & 12V Auto Plug Adapter, 10A Fuse
JLWH-DT2-CG	12 ft. Wiring Harness, Two Deutsch Connectors & 12V Auto Plug Adapter, 10A Fuse



BACK UP ALARMS

Protection For All Work Environments Day or Night

Back Up Alarms provide essential notification alerting the presence of nearby work vehicles. Vehicles equipped with Back-Up Alarms help reduce liability and create a safer work environment around the clock.

Applications include:

- Service/Fleet Vehicles
- Utility Trucks
- Delivery Trucks
- Tractor-Trailers
- Construction Vehicles
- Fork-Lifts
- Heavy Equipment

BACK-UP ALARM

Part Number	BA-151008
Lumens	N/A
Operating Voltage	12-24 VDC
Temperature Range	-30°C - 55°C (-22°F - 131°F)
Ingress Protection	IP68 / IP69K
SAE/DOT Noise Compliant	SAE J994
Weight	0.5 lbs (0.2 kg)
Dimensions	3.3 x 2.7 x 1.6 in.
Housing	Glass Filled Nylon
Mounting	Horizontal or Vertical
Lens	N/A
Connection	Terminal Studs
SAE/DOT Noise Compliant: Meets SAE J994	



BA-151008

- Loud 97dB audible alarm
- Reverse polarity voltage protection
- Corrosion-resistant design for heavy-duty applications
- Epoxy encapsulated - protected against dust, water and vibration

LED STROBE BACK-UP ALARM

Part Number	BA-152051
Lumens	200
Operating Voltage	12-24 VDC
Temperature Range	-40°C - 85°C (-40°F - 185°F)
Ingress Protection	IP68 / IP69K
SAE/DOT Noise Compliant	SAE J994
Weight	0.4 lbs (0.2 kg)
Dimensions	3.2 x 4.0 x 1.7 in.
Housing	ABS Plastic
Mounting	Horizontal or Vertical
Lens	Optical Grade Acrylic
Connection	Wire Leads
SAE/DOT Noise Compliant: Meets SAE J994	



BA-152051

- Loud 97dB audible alarm
- Bright 200 lumen flashing amber LEDs
- High-visibility wrap-around lens for >180° field-of-view
- Multi-function operation, including Night-Silent for use in sound sensitive areas
- Corrosion-resistant design for heavy-duty applications
- Epoxy encapsulated - protected against dust, water and vibration



WHEREVER THE JOB TAKES YOU,
COUNT ON JAMESON™



JAMESONTOOLS.COM

800.346.1956